


操作/OPERATION

裝彈器的使用 BB LOADER

1. 先下壓蓋子卡榫，再往外推出蓋子。
PRESS THE BUTTON AS MARK 1, AND THEM PUSH IT TO OPEN.




2. 置滿B. B彈於裝彈器內後，推入蓋子卡緊。
LOAD THE BB INSIDE AND COVER THE CASE.




3. 彈匣上部置入裝彈器內。
MATCH THE LOADER WITH MAGAZINE AS PICTURE.



4. 拉伸導管至盡頭，搖入B. B彈。
PULL THE LEVER AND SHAKE THE CASE AS PICTURE.



5. 裝彈器本體往下壓，擠入B. B彈於彈匣內。
PUSH THE CASE AS PICTURE AND BB WILL GET INTO THE MAGAZINE.



註：1. 本裝彈器一次最多可置入彈匣內24發B. B彈。

2. 裝彈器頭罩可旋轉取下，互換不同商品。

P.S : 1. THE BB CAPACITY IN THIS MAGAZINE IS 24 SHOTS.

2. THE FRONT CAP COULD BE REPLACED AND FIT ON THE OTHER KWC PRODUCTS.



注意：本裝彈器是為雙排彈設計，故不良的B. B彈將是造成裝彈器損壞的原因。

CAUTION : THIS LOADER IS DOULBE COLUMN. BAD QUALITY BB MIGHT BREAK IT.

射擊/SHOOTING

射擊前的準備 BEFORE SHOOTING



1. 按下卡榫
PRESS THE BUTTON
2. 取出彈匣
RELEASE THE MAGAZINE

3-1. 使用裝彈器裝填B. B彈。

USE BB LOADER TO LOAD THE BB.



3-2. 亦可逐一裝入B. B彈。

OR LOAD THE BB PELLET BY PELLET.



4. 插入彈匣(有"卡嗒"聲)，準備射擊。
PUT THE MAGAZINE INSIDE UNTIL YOU HEAR " CLICK ".

安全裝置 SAFETY

可射擊 SAFETY OFF



保險 SAFETY ON



射擊 SHOOTING

1. 上蓋必須往後拉至底後才釋放，方能借彈簧回復力使B. B彈上膛。

MAKE SURE YOU HAD PULLED THE SLIDE AS PICTURE UNTIL THE END. BB WILL GO INTO THE CHAMBER BY SPRING.

2. 射擊。
PULL THE TRIGGER TO SHOOT BB.



3. B. B彈用完時，上蓋會卡住。
THE SLIDE WILL GET STUCK WHEN IT RUNS OUT OF BB.

4. 請先釋放卡榫後，再扣發扳機射擊，以減低商品之故障。

RELOAD THE BB AND RELEASE THE SLIDE STOPPER. THE GUN WILL GET INJURY IF YOU MISS THIS PROCESS.

下壓卡榫，釋放上蓋
PRESS THE BUTTON AND RELEASE THE SLIDE.



拆解/DISASSEMBLY

拆解 DISASSEMBLY

1. 取出彈匣(手扶彈匣，以避免掉落)。
RELEASE THE MAGAZINE (HOLD THE MAGAZINE TIGHT FOR PREVENTING DROPIG)



2. 上蓋往後拉，至止動片卡住。
Pull the slide back until click Slide Stop.

3. 取出上蓋後罩。
Take off Slide Rear Cap.
4. 下壓止動片，釋放上蓋。
Press Slide Stop and take off Slide.
5. 扣引扳機，讓活塞擊發。
Pull the trigger and let breech fired.



6. 導管卡榫順時針旋轉90度後往外取出。
Take off Barrel Guide Catch by clockwise.
7. 然後上蓋往前推，即可分解上蓋和本體。
Push the Slide and then disassemble the Slide from Frame.



故障的原因與排除 BREAK DOWN FAQ

1. 卡彈的清除：

不良B. B彈是造成卡彈的原因，上蓋若未回復至正確位置，可能的原因就是卡彈，請以細棒清除B. B彈。

BB JAM :

BAD QUALITY BB IS THE MAIN REASON OF BB JAM. PLEASE USE SOME NARROW STICKER TO CLEAR OUT THE BARREL.

2. 如果連續拉動上蓋，即是連續進彈，所以請每拉動上蓋一次，就做一次的射擊。

PULL SLIDE ONCE AND THE BB WILL GET INTO CHAMBER BY ONE PELLET. ALWAYS SHOOT THE GUN AFTER PULLING SLIDE ONE TIME. OR THE BB WILL BE STUCK IN THE CHAMBER.

3. 使用一段時間後，請再次潤滑(噴砂油脂)上蓋滑動處及氣缸與活塞滑動處。
SPRAY LUBRICANT AS PICTURE.



⚠ WARNING 請務必嚴格遵守 使用說明指導書 READ THIS OWNER'S MANUAL COMPLETELY.


這個製品是針對14歲以上的消費者所開發的運動射擊手槍。對於使用方法不正確或因為改造所發生的故障或事故，本公司概不負責。請務必正確使用，便可享受愉快的運動射擊。

1. 槍未裝彈時，也絕對不可以將槍口指向人或動物。
2. 除了發射時外，不要將手指頭掛在扳機上。
3. 除了使用時外，不要裝上子彈。
4. 請經常事先確認，在發射方向上沒有人及動物存在。
5. 請保管在未滿對象年齡孩童無法伸手拿取的場所。
6. 請勿將容易損壞的物品當作目標，或放置在目標後面。
7. 除了指定的BB彈外請勿使用。
8. 槍及子彈請勿加工改造。
9. 絕對不要由槍口探視。
10. 射擊時，請務必用防風眼鏡或射擊眼鏡保護眼睛。


This Product Only Use For 14 Years Of Age Or Older. We Will Not Be Responsible For Any Accident Or Malfunction Caused By Improper Handling, Modification, Alteration Or Disassembling Of The Kwc Air/gas Hobby Pistol. You Could Enjoy The Shooting Exercise According To The Correct

1. Never Brandish Or Fire This Gun At Ant People, Animal Public Or Private Property.
2. Do Not Put Your Finger On The Trigger Except Shooting.
3. Do Not Load Any Bbs Except Shooting.
4. Always Be Aware Of Your Surrounding Before Shooting And Select A Safe Area For Target Practice.
5. Keep Out Of Reach Of Small Children.
6. Do Not Fire This Gun At A Fragile Object And Make Sure No Such Object Is Behind Your Target.
7. Do Not Use Other Bb Than The Kwc's Bb Or Re-use It.
8. Do Not Make Any Unauthorized Modification On This Gun Or Bb Bullet.
9. Do Not Look Directly Into The Gun.
10. Always Wear Eye Protection Or Goggle To Prevent Injuries When You Are Shooting.

★使用玩具槍前，請務必戴上保護眼鏡或面罩。
* ALWAYS WEAR EYE PROTECTION OR GOGGLE TO PREVENT INJURIES WHEN YOU ARE SHOOTING.




★使用玩具槍前，請務必詳讀說明書內容。
* USE BEFORE READING MANUAL.



★請不要在公眾場合使用玩具槍，也請不要拿玩具槍對準人或動物。
* NEVER BRANDISH OR FIRE THIS GUN AT ANY PEOPLE, ANIMAL PUBLIC OR PRIVATE PROPERTY.




★不可攜帶玩具槍在公共場所行走，請務必裝在袋子或盒子內。
* DO NOT CARRY THE GUN PUBLICLY. ALWAYS PACK THE GUN BY POUCH OR GUN CASE.



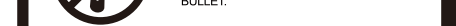
★請不要由槍口向內探視。
* DO NOT LOOK DIRECTLY INTO THE GUN.



★請確認後再發射目標方向，附近無人或動物存在。
* ALWAYS BE AWARE OF YOUR SURROUNDING BEFORE SHOOTING AND SELECT A SAFE AREA FOR TARGET PRACTICE.



★不可任意將玩具槍進行改造或加工。
* DO NOT MAKE ANY UNAUTHORIZED MODIFICATION ON THIS GUN OR BB BULLET.



Do not display this pistol in public—it may confuse people and may be a crime. 請不要忘了，雖然自己知道這只是玩具，但不知道的人，會以為這是真槍。